

Computer Programming

Introduction. Recursion

Marius Minea

marius@cs.upt.ro

<http://www.cs.upt.ro/~marius/curs/cp/>

24 September 2013

The C programming language

developed in 1972 at *AT&T Bell Laboratories* by Dennis Ritchie together with the UNIX operating system and its tools

(C first developed under UNIX, then UNIX was rewritten in C)

Brian Kernighan, Dennis Ritchie: *The C Programming Language* (1978)

Mature language, but still evolving

ANSI C standard, 1989 (American National Standards Institute)

then ISO 9899 standard (versions: C90, C99, **C11 - current**)

The C programming language

developed in 1972 at *AT&T Bell Laboratories* by Dennis Ritchie together with the UNIX operating system and its tools

(C first developed under UNIX, then UNIX was rewritten in C)
Brian Kernighan, Dennis Ritchie: *The C Programming Language* (1978)

Mature language, but still evolving

ANSI C standard, 1989 (American National Standards Institute)
then ISO 9899 standard (versions: C90, C99, **C11 - current**)

Why use C?

versatile: direct access to data representation, freedom in working with memory, good hardware interface

mature, large code base (libraries for many purposes)

efficient: good compilers that generate compact, fast code

WARNING: very easy to make *errors* !

Computations, functions, and programs

A program

reads input data

processes them (through (mathematical) *computations*)

writes (produces) *results*

Computations, functions, and programs

A program

reads input data

processes them (through (mathematical) *computations*)

writes (produces) *results*

In mathematics, computations are expressed by *functions*:

we *know* predefined functions (sin, cos, etc.)

we *define* new functions (for the given problem)

we *combine* functions into more complex computations

In programming, we use functions in a similar way.

Think about functions you can *reuse* !

Splitting into functions helps *manage complexity* !

Functions in mathematics and C

Squaring for integers:

$$\text{sqr} : \mathbb{Z} \rightarrow \mathbb{Z}$$

$$\text{sqr}(x) = x \cdot x$$

function type	function name	parameter type and name
	<code>int</code>	<code>sqr(int x)</code>
	<code>{</code>	
	<code>return</code>	<code>x * x;</code>
	<code>}</code>	

Functions in mathematics and C

Squaring for integers:

$$\text{sqr} : \mathbb{Z} \rightarrow \mathbb{Z}$$

$$\text{sqr}(x) = x \cdot x$$

function type	function name	parameter type and name
<code>int</code>	<code>sqr</code>	<code>(int x)</code>
	<code>{</code>	
	<code>return</code>	<code>x * x;</code>
	<code>}</code>	

A function *definition* contains:

the function *header*, specifying: the type (range) of function values (int), function name (sqr) and parameters (the integer x)

the function *body*, within `{ }`: here, the (return) *statement*, with an *expression* that gives the function value from its parameters

There are precise *rules* for writing in the language (the *syntax*):

language elements are written in a given *order*;

separators are used to precisely delimit them: `() ; { }`

Another function

Squaring for *reals*:

$$\text{sqr}f : \mathbb{R} \rightarrow \mathbb{R}$$

$$\text{sqr}f(x) = x \cdot x$$

```
float sqr(float x)
{
    return x * x;
}
```

Another function domain and range (reals) \Rightarrow a different function
even the $*$ operator is now defined on a different set (type)
To distinguish it from `sqr` in the same program, it needs a
different name.

Another function

Squaring for *reals*:

$$\text{sqr}f : \mathbb{R} \rightarrow \mathbb{R}$$

$$\text{sqr}f(x) = x \cdot x$$

```
float sqr(float x)
{
    return x * x;
}
```

Another function domain and range (reals) \Rightarrow a different function
even the $*$ operator is now defined on a different set (type)

To distinguish it from `sqr` in the same program, it needs a
different name.

`int` and `float` denote *types*.

A *type* is a *set of values* together with a *set of operations* allowed
for these values.

For reals, it is preferable to use the type `double` (double precision)
(used by library functions: `sin`, `cos`, `exp`, etc.)

Integers and reals

Numeric types differ in C and mathematics.

In mathematics: $\mathbb{Z} \subset \mathbb{R}$, both are infinite, \mathbb{R} is uncountable.

In C: `int`, `float`, `double` are finite (have limited range);
reals have finite precision.

Important to remember this! (overflows, precision loss)

The type of numeric *constants* depends on their writing

2 is an integer, 2.0 is a real

scientific notation for reals: 1.0e-3 instead of 0.001

writing 1.0 or 1. is equivalent, same for 0.1 and .1

Mathematical operators

+ - * /

Multiplication is written explicitly !

we can't write $2x$, but $2 * x$ (or $x * 2$)

Some operators have different meanings (and results!) for integers and reals:

Integer division has an *integer result* !!! (division with remainder)

$7 / 2$ is 3, but $7.0 / 2.0$ is 3.5

$-7 / 2$ is -3, likewise $-(7 / 2)$

(integer division truncates towards zero)

Mathematical operators

+ - * /

Multiplication is written explicitly !

we can't write $2x$, but $2 * x$ (or $x * 2$)

Some operators have different meanings (and results!) for integers and reals:

Integer division has an *integer result* !!! (division with remainder)

$7 / 2$ is 3, but $7.0 / 2.0$ is 3.5

$-7 / 2$ is -3, likewise $-(7 / 2)$

(integer division truncates towards zero)

The *modulo* operator % is only defined for integers.

$$\begin{array}{l|l|l|l} 9 / 5 = 1 & 9 \% 5 = 4 & 9 / -5 = -1 & 9 \% -5 = 4 \\ -9 / 5 = -1 & -9 \% 5 = -4 & -9 / -5 = 1 & -9 \% -5 = -4 \end{array}$$

The sign of the remainder is the same as the sign of the dividend.

Rule for integer division: $a = a / b * b + a \% b$

Some terminology

Keywords: have a predefined meaning (cannot be changed)

Examples: statements (`return`), types (`int`, `float`, `double`)

Some terminology

Keywords: have a predefined meaning (cannot be changed)

Examples: statements (`return`), types (`int`, `float`, `double`)

Identifiers (e.g. `sqr`, `x`) chosen by the programmer to name functions, parameters, variables, etc.

An identifier is a sequence of characters comprised of letters (upper and lower case), underscore `_` and digits which does not start with a digit and is not a keyword.

Examples: `x3`, `a12_34`, `_exit`, `main`, `printf`, `int16_t`

Some terminology

Keywords: have a predefined meaning (cannot be changed)

Examples: statements (return), types (int, float, double)

Identifiers (e.g. sqr, x) chosen by the programmer to name functions, parameters, variables, etc.

An identifier is a sequence of characters comprised of letters (upper and lower case), underscore _ and digits which does not start with a digit and is not a keyword.

Examples: x3, a12_34, _exit, main, printf, int16_t

Constants

integer: -2; floating point: 3.14; character: 'a', string: "a"

Some terminology

Keywords: have a predefined meaning (cannot be changed)

Examples: statements (return), types (int, float, double)

Identifiers (e.g. sqr, x) chosen by the programmer to name functions, parameters, variables, etc.

An identifier is a sequence of characters comprised of letters (upper and lower case), underscore _ and digits which does not start with a digit and is not a keyword.

Examples: x3, a12_34, _exit, main, printf, int16_t

Constants

integer: -2; floating point: 3.14; character: 'a', string: "a"

Punctuation signs, with various meanings:

- * is an operator

- ; terminates a statement

- parentheses () around an expression or function parameters

- braces { } group declarations or statements

Functions with several parameters

Example: the discriminant of a quadratic equation:

$$a \cdot x^2 + b \cdot x + c = 0$$

```
float discrim(float a, float b, float c)
{
    return b * b - 4 * a * c;
}
```

Between the parantheses () of the function header there can be arbitrary comma-separated parameters, each with its own type.

Function call (function evaluation)

So far, we have only *defined* functions, without using them.

The value of a function can be *used* in an expression.

Syntax: like in mathematics: *function(param, param, ..., param)*

Example: in the discriminant, we could use the `sqr` function:

```
return sqrt(b) - 4 * a * c;
```

Function call (function evaluation)

So far, we have only *defined* functions, without using them.

The value of a function can be *used* in an expression.

Syntax: like in mathematics: *function(param, param, ..., param)*

Example: in the discriminant, we could use the `sqr` function:

```
return sqr(b) - 4 * a * c;
```

Or, using the previously defined `sqr` function we can define:

```
int cube(int x)
{
    return x * sqr(x);
}
```

Function call (function evaluation)

So far, we have only *defined* functions, without using them.

The value of a function can be *used* in an expression.

Syntax: like in mathematics: *function(param, param, ..., param)*

Example: in the discriminant, we could use the `sqr` function:

```
return sqr(b) - 4 * a * c;
```

Or, using the previously defined `sqr` function we can define:

```
int cube(int x)
{
    return x * sqr(x);
}
```

IMPORTANT: In C, any identifier must be *declared before use* (we must know what it represents, including its type)

⇒ The above examples assume that `sqr` and `sqr` are defined *before* `discrim` and `cube` respectively in the program.

A first C program

```
int main(void)
{
    return 0;
}
```

The smallest program: it does not do anything!

Any program contains the *main* function and is executed by calling it at program start. In `main`, other functions may be called.

Here, `main` does not have any parameters (`void`)

`void` is a keyword for the empty type (without any element)

`main` returns an integer, interpreted as exit status by the operating system:

0 = successful termination, $\neq 0$ is an error code

A commented program

```
/* This is a comment */  
int main(void) // comment to end of line  
{  
    /* This is a comment spanning several lines  
       usually, the program code would be here */  
    return 0;  
}
```

Programs may contain comments, placed between `/*` and `*/` or starting with `//` until (and excluding) the end of the line. Comments are stripped by the preprocessor.

They have no effect on code generation or program execution.

A commented program

```
/* This is a comment */  
int main(void) // comment to end of line  
{  
    /* This is a comment spanning several lines  
       usually, the program code would be here */  
    return 0;  
}
```

Programs may contain comments, placed between `/*` and `*/` or starting with `//` until (and excluding) the end of the line. Comments are stripped by the preprocessor.

They have no effect on code generation or program execution.

Programs *should be* commented

- so a reader can understand (including the writer, at a later time) as documentation (may specify functionality, restrictions, etc.)
- explain function parameters, result, local variables
- specify preconditions, postconditions, error behavior

Printing (writing)

```
#include <stdio.h>
int main(void)
{
    printf("hello, world!\n"); // prints a text
    return 0;
}
```

printf (from "print formatted"): a standard library function
is NOT a *statement* or a *keyword*
is called here with one string parameter
string constants are written with double quotes " "
\n denotes the newline character

Printing (writing)

```
#include <stdio.h>
int main(void)
{
    printf("hello, world!\n"); // prints a text
    return 0;
}
```

printf (from "print formatted"): a standard library function
is NOT a *statement* or a *keyword*
is called here with one string parameter
string constants are written with double quotes " "

\n denotes the newline character

The first line is a *preprocessing directive*, it includes the `stdio.h`
header file which contains the *declarations* of the standard
input/output functions

Declaration = type, name, parameters: needed to use the function
Implementation (compiled object code): in a *library* which is linked
at compile-time, loaded at execution time

Printing numbers

```
#include <math.h>
#include <stdio.h>
int main(void)
{
    printf("cos(0) = ");
    printf("%f", cos(0));
    return 0;
}
```

```
#include <stdio.h>
int sqr (int x) { return x * x; }
int main(void)
{
    printf("2 times -3 squared is");
    printf("%d", 2 * sqr(-3));
    return 0;
}
```

To print the value of an expression, `printf` takes two arguments:

- a character string (format specifier):

 - `%d` or `%i` (*decimal integer*), `%f` (*floating point*)

- the expression, whose type must be compatible with the specified one (programmer must check ! compiler may warn or not)

Sequencing: in function, statements are executed in textual order

But: `return` statement ends function execution (no further statement is executed)

Functions defined by cases

$$abs : \mathbb{Z} \rightarrow \mathbb{Z} \quad abs(x) = \begin{cases} x & x \geq 0 \\ -x & \text{otherwise } (x < 0) \end{cases}$$

The function value is not given by a *single* expression, but by one of two different expressions (x or $-x$), depending on a condition ($x \geq 0$)

\Rightarrow need a language construct that to *decide* which expression to evaluate, based on a *condition* (true/false)

The conditional operator ? :

Syntax of *conditional expression*: *condition ? expr1 : expr2*

– if the condition is true, only *expr1* is evaluated, its value becomes the result of the entire expression

– if the condition is false, only *expr2* is evaluated and its value becomes the value of the expression

```
int abs(int x)
{
    return x >= 0 ? x : -x;    // unary minus operator
}
```

Comparison operators: == (equality), != (different), <, <=, >, >=

IMPORTANT! The equality test in C is == and not simple = !!!

Note: abs exists as standard function, declared in `stdlib.h`

Functions defined by several cases

$$\text{sgn} : \mathbb{Z} \rightarrow \{-1, 0, 1\} \quad \text{sgn}(x) = \begin{cases} -1 & x < 0 \\ 0 & x = 0 \\ 1 & x > 0 \end{cases}$$

The conditional operator has only *one* condition, and *two* branches

But: either of the expressions can be arbitrarily complex

⇒ must decompose the decision based on the value of x

⇒ *decompose into smaller subproblems*: key in problem solving

We rewrite the function with a single decision at any given point:

$$\text{sgn}(x) = \begin{cases} \text{if } x < 0 & -1 \\ \text{else } (x \geq 0) & \begin{cases} \text{if } x = 0 & 0 \\ \text{else } (x > 0) & 1 \end{cases} \end{cases}$$

Writing the case-based function in C

$$\text{sgn}(x) = \begin{cases} \text{if } x < 0 & -1 \\ \text{else } (x \geq 0) & \begin{cases} \text{if } x = 0 & 0 \\ \text{else } (x > 0) & 1 \end{cases} \end{cases}$$

```
int sgn (int x)
{
    return x < 0 ? -1
           : x == 0 ? 0 : 1;
}
```

We can group arbitrarily many conditional operators `?` `:`
expr1 and *expr2* can be in turn conditional expressions

A correctly written expression has a `:` for any `?`
(think of `:` as linking a *pair* of answers)

Decomposing into simpler problems

The minimum of two numbers is easily written:

```
double min2(double x, double y)
{
    return x < y ? x : y;
}
```

For the minimum of *three* numbers, the comparisons multiply:

$$\min3(x, y, z) = \begin{cases} \text{if } x < y & \begin{cases} \text{if } x < z & \mathbf{x} \\ \text{else } (x \geq z) & \mathbf{z} \end{cases} \\ \text{else } (x \geq y) & \begin{cases} \text{if } y < z & \mathbf{y} \\ \text{else } (y \geq z) & \mathbf{z} \end{cases} \end{cases}$$

Decomposing into simpler problems

The minimum of two numbers is easily written:

```
double min2(double x, double y)
{
    return x < y ? x : y;
}
```

For the minimum of *three* numbers, the comparisons multiply:

$$\min3(x, y, z) = \begin{cases} \text{if } x < y & \begin{cases} \text{if } x < z & \mathbf{x} \\ \text{else } (x \geq z) & \mathbf{z} \end{cases} \\ \text{else } (x \geq y) & \begin{cases} \text{if } y < z & \mathbf{y} \\ \text{else } (y \geq z) & \mathbf{z} \end{cases} \end{cases}$$

We notice the structure of `min2` is repeated \Rightarrow can do it simpler:
The result is the minimum between the minimum of the first two numbers and the third. \Rightarrow just apply `min2` twice!

```
double min3(double x, double y, double z)
{
    return min2(min2(x, y), z); // or min2(x, min2(y, z))
}
```


Understanding the function call

This program computes $x^6 = (x \cdot x^2)^2$

```
#include <stdio.h>
int sqr(int x)
{
    printf("the square of %d is %d\n", x, x*x);
    return x * x;
}
int main(void)
{
    printf("2 to the 6th is %d\n", sqr(2 * sqr(2)));
    return 0;
}
```

What is the order of printed statements ?

the square of 2 is 4

the square of 8 is 64

2 to the 6th is 64

Understanding the function call

In C, parameters to functions are passed *by value*.

all function arguments are *evaluated* (their value is computed)

values are assigned to the *formal parameters* (names from the function definition)

only then function is *called* and executes with these values

Understanding the function call

In C, parameters to functions are passed *by value*.

all function arguments are *evaluated* (their value is computed)
values are assigned to the *formal parameters* (names from the function definition)

only then function is *called* and executes with these values

The program starts executing main. The first statement:

```
printf("2 to the 6th is %d\n", sqr(2 * sqr(2)));
```

Before doing the call, printf needs the *values of its arguments*

first argument: the value is known (a *string constant*)

second argument: need to call `sqr(2 * sqr(2))`

BUT: the outer `sqr` also needs the value of its argument

`2 * sqr(2)` \Rightarrow need to call `sqr(2)` first

\Rightarrow call order: first `sqr(2)`, then `sqr(8)`, then `printf`

Errors in understanding function evaluation

C does **NOT** do the following (other languages might...)

Functions do **NOT** start execution without computer arguments

`printf` would print 2 to the 6th is , then need the value
it would call the outer `sqr` that writes the square of,
then would need `x`

it would call `sqr(2)`, write the square of 2 is 4, return 4,
etc.

Errors in understanding function evaluation

C does **NOT** do the following (other languages might...)

Functions do **NOT** start execution without computer arguments

`printf` would print 2 to the 6th is , then need the value
it would call the outer `sqr` that writes the square of,
then would need `x`

it would call `sqr(2)`, write the square of 2 is 4, return 4,
etc.

Function parameters are **NOT** substituted with *expressions*

`printf` would call the outer `sqr` with the *expression* `2 * sqr(2)`
`sqr(2)` would be called twice for `(2*sqr(2))*(2*sqr(2))`

⇒ in C, a function computes with *values*, never with *expressions*

Recursion

Recursion: definition, examples

From mathematics, we know recurrence relations for *sequences*:

arithmetic sequence:
$$\begin{cases} x_0 = b & \text{(i.e.: } x_n = b \text{ for } n = 0) \\ x_n = x_{n-1} + r & \text{for } n > 0 \end{cases}$$

Example: 1, 4, 7, 10, 13, ... ($b = 1, r = 3$)

Recursion: definition, examples

From mathematics, we know recurrence relations for *sequences*:

arithmetic sequence:
$$\begin{cases} x_0 = b & \text{(i.e.: } x_n = b \text{ for } n = 0) \\ x_n = x_{n-1} + r & \text{for } n > 0 \end{cases}$$

Example: 1, 4, 7, 10, 13, ... ($b = 1, r = 3$)

geometric sequence:
$$\begin{cases} x_0 = b & \text{(i.e.: } x_n = b \text{ for } n = 0) \\ x_n = x_{n-1} \cdot r & \text{for } n > 0 \end{cases}$$

Example: 3, 6, 12, 24, 48, ... ($b = 3, r = 2$)

x_n is not computed *directly*, but *step by step*, using x_{n-1} .

Recursion: definition, examples

From mathematics, we know recurrence relations for *sequences*:

arithmetic sequence:
$$\begin{cases} x_0 = b & \text{(i.e.: } x_n = b \text{ for } n = 0) \\ x_n = x_{n-1} + r & \text{for } n > 0 \end{cases}$$

Example: 1, 4, 7, 10, 13, ... ($b = 1, r = 3$)

geometric sequence:
$$\begin{cases} x_0 = b & \text{(i.e.: } x_n = b \text{ for } n = 0) \\ x_n = x_{n-1} \cdot r & \text{for } n > 0 \end{cases}$$

Example: 3, 6, 12, 24, 48, ... ($b = 3, r = 2$)

x_n is not computed *directly*, but *step by step*, using x_{n-1} .

A notion is *recursive* if it is *used in its own definition*.

Exercise: write recurrences for: C_n^k , Fibonacci sequence, ...

Recursion: definition, examples

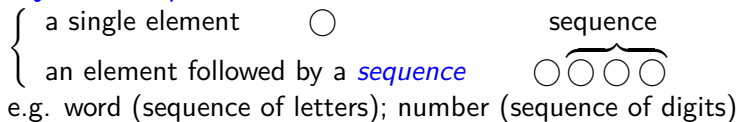
Recursion is fundamental in computer science:
it reduces a problem to a simpler case of the *same* problem

objects: a *sequence* is

{ a single element ○

{ an element followed by a *sequence* ○ ○ ○ ○

e.g. word (sequence of letters); number (sequence of digits)



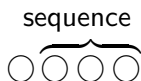
Recursion: definition, examples

Recursion is fundamental in computer science:

it reduces a problem to a simpler case of the *same* problem

objects: a *sequence* is

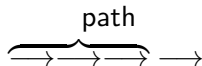
{ a single element ○
 an element followed by a *sequence*



e.g. word (sequence of letters); number (sequence of digits)

actions: a *path* is

{ a step →
 a *path* followed by a step



e.g. traversing a path in a graph

Recursion: definition, examples

Recursion is fundamental in computer science:
it reduces a problem to a simpler case of the *same* problem


objects: a *sequence* is

{ a single element ○

{ an element followed by a *sequence* ○ ○ ○ ○

e.g. word (sequence of letters); number (sequence of digits)

sequence



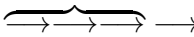
actions: a *path* is

{ a step →

{ a *path* followed by a step → → → → →

e.g. traversing a path in a graph

path



An *expression*:

{ number (7)

{ identifier (x)

{ *expression* + *expression*

{ *expression* - *expression*

{ (*expression*), etc

Example: power function

$$x^n = \begin{cases} 1 & n = 0 \\ x \cdot x^{n-1} & \text{otherwise } (n > 0) \end{cases}$$

```
#include <stdio.h>
double pwr(double x, unsigned n)
{
    return n==0 ? 1 : x * pwr(x, n-1);
}
int main(void)
{
    printf("-2 raised to 3 = %f\n", pwr(-2.0, 3));
    return 0;
}
```

Example: power function

$$x^n = \begin{cases} 1 & n = 0 \\ x \cdot x^{n-1} & \text{otherwise } (n > 0) \end{cases}$$

```
#include <stdio.h>
double pwr(double x, unsigned n)
{
    return n==0 ? 1 : x * pwr(x, n-1);
}
int main(void)
{
    printf("-2 raised to 3 = %f\n", pwr(-2.0, 3));
    return 0;
}
```

unsigned: type of nonnegative integers (natural numbers)

The *header* of `pwr` is a *declaration* of the function
so it can be used in its own function body (recursive call)

Even if we write `pwr(-2, 3)`, `-2` (int) will be *converted* to float
(the type declared for each parameter is known)

The mechanism of a recursive call

The `pwr` function does two computations:

- a *test* (`n == 0` ? *base case* ?) if so, return 1
- else, a multiply; the right operand requires a *new recursive call*

```
pwr(5, 3)
  call↓↑125
    5 * pwr(5, 2)
      call↓↑25
        5 * pwr(5, 1)
          call↓↑5
            5 * pwr(5, 0)
              call↓↑1
                1
```

The mechanism of a recursive call

In the recursive computation of the power function:

Every call makes *a new call*, until the base case is reached

Every call executes *the same code*, but with *other data*
(own values for parameters)

When reaching the base case, all started calls are still *unfinished*
(each has to perform the multiplication with the result of the call)

Returning is done *in opposite order* of the calls
(call with exponent 0 returns, then the one with exponent 1, etc.)